


LIVE WELL!

ADVICE FOR TODAY

Enjoy Nutrient-Rich Foods as the Foundation of a Healthy Diet

Nutrient-rich foods give you the most vitamins, minerals and other nutrients for the fewest calories. To live well, build your daily eating plan on a variety of nutrient-rich foods first:

- Brightly colored fruits and 100% fruit juices
- Vibrant-colored vegetables
- Whole, fortified and fiber-rich grain foods
- Fat-free and lowfat milk, cheese and yogurt
- Lean meats, poultry, fish, eggs, beans and nuts




Smart Portion Size Guide

Comparing your portion sizes to everyday objects helps you choose the amounts that are right for you. Use the portion size guide below to gauge how much you're eating.

To find your personal pyramid and the amounts from each food group that are right for you, go to **MyPyramid.gov**.


Fruits

- 1 medium apple or orange = a baseball
- 1/2 cup raisins = a large egg
- 1 cup 100% fruit juice = 1 small (8 oz) carton



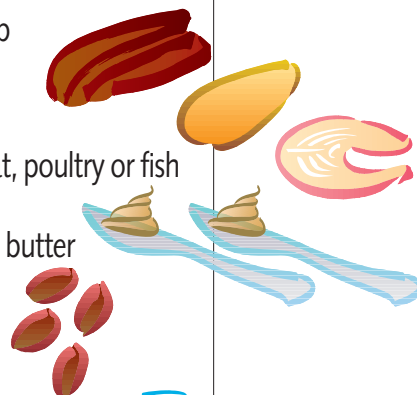
Vegetables

- 1 cup vegetables = a baseball
- 1 cup raw, leafy vegetables = a baseball
- 1 small baked potato = a computer mouse



Meat & Beans

- 3 ounces cooked meat, poultry or fish = a deck of cards
- 2 tablespoons peanut butter = a golf ball
- 1/2 cup beans = a computer mouse




Milk, Yogurt & Cheese

- 1 cup milk = a small (8 oz) chug
- 1 cup yogurt = an 8-ounce yogurt container
- 1-1/2 ounces cheese = about 3, 1-inch cubes



Grains

- 1/2 cup cooked cereal, pasta or rice = a computer mouse
- 1 cup dry cereal = a baseball
- 1 bagel = a hockey puck
- 1 tortilla = a small (7-inch) salad plate
- 1 pancake or waffle = a music CD
- 4 small cookies such as vanilla wafers = 4 casino chips



LIVE WELL!

Enjoy Nutrient-Rich Foods.

LIVE WELL! MAKING NUTRIENT-RICH CHOICES

FROM THE MYPYRAMID GRAIN GROUP

The MyPyramid Grain Group

USDA's MyPyramid is your personal guide to healthy eating and physical activity. MyPyramid's orange band represents the Grain Group.

- The Grain Group includes any food made from wheat, rice, oats, cornmeal, barley or another cereal grain. Bread, pasta, oatmeal, breakfast cereals, tortillas and grits are examples of grain products. Grains are divided into two subgroups—whole grains such as whole wheat bread, oatmeal and brown rice—and nutrient-enriched refined grains such as white bread and white rice.
- **Foods in the Grain Group provide important nutrients such as B vitamins, minerals and fiber. Whole grains may help reduce the risk for heart disease and some cancers and help with weight management.** Enriched refined grains are fortified with the B vitamin folic acid to help prevent neural tube defects during pregnancy and possibly heart attacks and strokes. They contain twice as much folic acid as whole grains.

The small steps to the right can help you make nutrient-rich choices from MyPyramid's "orange group." This means getting the most vitamins, minerals and other nutrients—but not too many calories—from the foods you choose.



Grain Group

Make half your grains whole




Enjoy Nutrient-Rich Foods.

Produced by the Naturally Nutrient Rich Coalition

Make Half Your Grains Whole.


Eat at least 3 ounces of whole grain cereals, breads, crackers, rice or pasta every day.

- To get whole grains, choose foods that name one of the following whole grain ingredients first on the label ingredient list: brown rice, bulgur, whole grain barley, graham flour, oatmeal, whole grain corn, whole oats, whole rye, whole wheat, wild rice.



Make it Easy. Adding whole grain foods to your eating plan is easy with quick ideas like these.

- Include a whole grain cereal in your breakfast or snack.
- Try quick-cooking versions of oatmeal, barley and brown rice.
- Make sandwiches with whole wheat or whole rye bread.
- Use whole wheat pasta in your favorite recipes. It comes in a variety of shapes.
- Snack on whole grain crackers or "light" microwave popcorn.



Make Smart Calorie Choices.

Get the most nutrition for the fewest calories from foods in the Grain Group.

- Opt for breads made with little or no fat such as sandwich breads, pita bread, English muffins, small bagels and bread sticks.
- Combine unsweetened whole grain/high-fiber cereals with your favorite regular enriched cereal.
- Buy baked tortilla chips and crackers.
- Prepare pasta salad with enriched pasta, lots of veggies and lowfat dressing.
- Use the Nutrition Facts label to compare the calories and fiber in grain foods such as breads, bagels, crackers, muffins and cereals.



To learn more about the Grain Group and to find your personal pyramid based on your calorie needs, go to **MyPyramid.gov**.

LIVE WELL! MAKING NUTRIENT-RICH CHOICES FROM THE MYPYRAMID VEGETABLE GROUP

The MyPyramid Vegetable Group

USDA's MyPyramid is your personal guide to healthy eating and physical activity. MyPyramid's green band represents the Vegetable Group.

- The Vegetable Group includes any vegetable or 100% vegetable juice whether fresh, frozen, canned or dried.
- Foods in this group provide important nutrients such as potassium, folate, vitamin A, vitamin C, vitamin E and fiber and may help reduce the risk for heart disease, type 2 diabetes and certain cancers.** Beans are also included in this group for their fiber, vitamins and minerals.

The small steps to the right can help you make nutrient-rich choices from MyPyramid's "green group." This means getting the most vitamins, minerals and other nutrients—but not too many calories—from the foods you choose.



Vegetable Group

Vary your veggies

Vary Your Veggies. From asparagus to zucchini, you'll reap a bounty of vitamins, minerals and phytonutrients when you choose from a colorful variety of vegetables.

- Get lots of dark green veggies like broccoli, spinach, romaine lettuce and collard greens.
- Pick plenty of orange veggies like carrots, sweet potatoes, pumpkin and butternut squash.
- Eat more dry beans and peas such as pinto beans, kidney beans, split peas and lentils.
- Mix it up even more with favorites like tomatoes, potatoes and corn and less familiar options like artichokes, eggplant and parsnips.

Take Veggie Short Cuts.

Vegetables come in a variety of convenient options that need little or no preparation.

- Pick up pre-washed bags of salad greens and spinach.
- Choose no-chop veggies like baby carrots, cherry tomatoes, broccoli and cauliflower florets, pre-cut celery and sugar snap peas.
- Line your freezer with frozen vegetables—they go from microwave to table in minutes.
- Stock up on canned beans such as garbanzo beans and kidney beans. After a quick rinse with water, they're ready to use in soups and salads.
- Store a variety of potatoes in your pantry. Bake, roast, boil or microwave for an easy side dish.

Make Smart Calorie Choices.

Get the most nutrition for the fewest calories from foods in the Vegetable Group.

- Shop for veggies that are fresh, frozen or canned in water.
- Use the Nutrition Facts label to check the calories and fat in vegetables prepared with butter or sauces.
- Prepare dry beans and peas without added fats.

To learn more about the Vegetable Group and to find your personal pyramid based on your calorie needs, go to **MyPyramid.gov**.



Enjoy Nutrient-Rich Foods.

LIVE WELL! MAKING NUTRIENT-RICH CHOICES

FROM THE MYPYRAMID FRUIT GROUP

The MyPyramid Fruit Group

USDA's MyPyramid is your personal guide to healthy eating and physical activity. MyPyramid's red band represents the Fruit Group.

- The Fruit Group includes any fruit or 100% fruit juice. Fruits may be fresh, frozen, canned or dried.

Foods in this group provide important nutrients such as potassium, folate, vitamin C and fiber and may help reduce the risk for heart disease, type 2 diabetes and certain cancers.

The small steps to the right can help you make nutrient-rich choices from MyPyramid's "red group." This means getting the most vitamins, minerals and other nutrients—but not too many calories—from the foods you choose.



Fruit Group
Focus on fruits

Focus on Fruits. For maximum nutrient richness and great taste, pick a variety of colorful fruits.

- Fill your cart with brightly colored fruits such as blueberries, strawberries, oranges, apricots, kiwifruit, cantaloupe, watermelon and red, green and purple grapes.
- Choose fresh fruits in season when they're less expensive and most flavorful. Ask produce department staff which fruits are in season now.
- Stock up on canned and frozen fruits when they're on sale.
- Avocado is a fruit, too. Top your salad with a few slices or pair it with an exotic fruit such as mango for a refreshing fruit salsa.

Get Your Fruit Fast. Fruits come in a variety of convenient options that need little or no preparation.

- Select easy-to-eat fresh fruits such as apples, bananas, oranges, plums, peaches and grapes.
- Pick up pre-cut packages of melon, pineapple or fruit salad.
- Buy bags of frozen blueberries, strawberries, peaches and mangos to use in smoothies, muffins and desserts.
- For on-the-go options, stock up on dried fruits such as raisins, cranberries and apricots, unsweetened applesauce cups, single-serve fruits canned in water or 100% fruit juice.
- Buy single-serve containers of 100% fruit juice for lunches.
- Try frozen 100% fruit juice bars for a refreshing dessert.

Make Smart Calorie Choices. Get the most nutrition for the fewest calories from foods in the Fruit Group.

- Shop for fruits that are fresh, frozen without added sugar or canned in water.
- To reap the benefits of dietary fiber, choose whole or cut-up fruit most often.
- Select fruit juices labeled as 100% fruit juice, such as orange juice or grapefruit juice.
- Use the Nutrition Facts label to compare the calories in fruits canned in water, 100% fruit juice, light syrup and heavy syrup, and to check the serving size and calories for dried fruits.

To learn more about the Fruit Group and to find your personal pyramid based on your calorie needs, go to **MyPyramid.gov**.



Enjoy Nutrient-Rich Foods.

Produced by the Naturally Nutrient Rich Coalition

© 2006, Cattlemen's Beef Board and National Cattlemen's Beef Association. May be duplicated for instructional purposes.

LIVE WELL! MAKING NUTRIENT-RICH CHOICES FROM THE MYPYRAMID MILK GROUP

The MyPyramid Milk Group

USDA's MyPyramid is your personal guide to healthy eating and physical activity. MyPyramid's blue band represents the Milk Group. MyPyramid recommends three cups of fat-free or lowfat milk or equivalents like yogurt and cheese daily for most people.

- The Milk Group includes milk, yogurt and cheese as well as milk-based desserts such as ice cream, frozen yogurt and pudding made with milk.

Milk, cheese and yogurt provide nine essential nutrients such as calcium, potassium, vitamin D and protein. These nutrients help build and maintain bone mass and may reduce risk for the bone-thinning disease, osteoporosis. Potassium also helps regulate the body's fluid balance and maintain healthy blood pressure.

The small steps to the right can help you make nutrient-rich choices from MyPyramid's "blue group." This means getting the most vitamins, minerals and other nutrients—but not too many calories—from the foods you choose.



Milk Group
Get your calcium-rich foods

Get Your Calcium-Rich Foods.

Choose fat-free or lowfat milk, yogurt and other milk products most often.

- Serve milk at meals and with snacks.
- Top pizza, casseroles and veggies with shredded cheese.
- Use plain yogurt as a base for dips or to dollop on baked potatoes.
- Slip cheese slices onto sandwiches.



Make it Quick.

These tips can help you get your Milk Group foods—fast.

- Order a latte made with fat-free or lowfat milk.
- Make oatmeal or tomato soup with milk instead of water.
- Stock up on cheese sticks, yogurt cups and yogurt drinks for calcium-rich snacks.
- Top fruit with your favorite yogurt for a homemade parfait dessert.



Make Smart Calorie Choices.

Try these tips to get the most nutrition for the fewest calories from Milk Group foods.

- Choose fat-free or lowfat milk, yogurt and cheese.
- When you shop, use the Nutrition Facts label to compare the amount of calories and fat in different types of Milk Group foods.
- If your family usually drinks whole milk, try stepping down to reduced-fat (2%), then lowfat (1%) and finally fat-free milk.
- Stock a few cans of evaporated fat-free milk to use in coffee and to replace cream in recipes.
- For a sweet treat, try "light" ice cream or frozen yogurt.



To learn more about the Milk Group and to find your personal pyramid based on your calorie needs, go to **MyPyramid.gov**.



Enjoy Nutrient-Rich Foods.

Produced by the Naturally Nutrient Rich Coalition

© 2006, Cattlemen's Beef Board and National Cattlemen's Beef Association. May be duplicated for instructional purposes.

LIVE WELL! MAKING NUTRIENT-RICH CHOICES

FROM THE MYPYRAMID MEAT & BEANS GROUP

The MyPyramid Meat & Beans Group

USDA's MyPyramid is your personal guide to healthy eating and physical activity. MyPyramid's purple band represents the Meat & Beans Group.

- The Meat & Beans Group includes meat, poultry, fish, dry beans and peas, eggs, nuts and seeds. **Foods in this group provide important nutrients such as protein, B vitamins, iron and zinc needed to boost the immune system, build and repair muscle, fuel activity and help your brain function, as well as vitamin E and potassium for a healthy heart.**



The small steps to the right can help you make nutrient-rich choices from MyPyramid's "purple group." This means getting the most vitamins, minerals and other nutrients—but not too many calories—from the foods you choose.



Meat & Bean Group

Go lean with protein

Go Lean with Protein. Choose lean meats and skinless poultry most often. Vary your protein choices with fish, beans, eggs, nuts and seeds.



- For lean cuts of beef, look for the words "loin" or "round" in the name such as tenderloin, sirloin or round steak. Lean pork choices include pork loin, tenderloin, center loin and lean ham.
- Choose ground poultry without skin and fat and ground beef that's 90-95% lean.
- Select fish rich in omega-3 fatty acids, such as salmon, trout and herring.
- For sandwiches, go with lean roast beef, turkey or ham. Or try peanut butter, almond butter or soy nut butter.
- Vary your breakfast routine with eggs. Enjoy an egg-and-veggie scramble or a mushroom-herb omelet.




Try Time-Trimming Tips. Save steps and get your protein-rich foods, too.

- Pick up recipe-ready meats such as lean beef strips for a stir-fry or cubes for stew.
- Buy quick-cooking fish filets or boneless, skinless chicken breasts or turkey cutlets.
- Prepare and refrigerate hard-cooked eggs to tote in your lunch.
- Stock up on canned beans, such as black beans or pinto beans, to add to soup and chili or to top a salad.
- Keep nuts, seeds and soy nuts on hand for quick snacks.



Make Smart Calorie Choices. Get the most nutrition for the fewest calories from foods in the Meat & Beans Group.

- Trim away visible fat from meat before cooking and remove poultry skin.
- Bake, broil or grill meat, poultry and fish.
- Drain off any fat that appears during cooking.
- Bake breaded meat, poultry and fish instead of frying.
- Flavor your meat, poultry and fish with herbs or use lowfat sauces.
- Prepare dry beans and peas without added fats.



To learn more about the Meat & Beans Group and to find your personal pyramid based on your calorie needs, go to **MyPyramid.gov**.





Enjoy Nutrient-Rich Foods.

Produced by the Naturally Nutrient Rich Coalition

© 2006, Cattlemen's Beef Board and National Cattlemen's Beef Association. May be duplicated for instructional purposes.

LIVE WELL! TIPS TO SLIP MORE NUTRIENTS INTO YOUR BREAKFAST

Eating the nutrient rich way means getting the most vitamins, minerals and other nutrients—but not too many calories—from the foods you choose. Below is an assortment of quick, easy and tasty tips to boost the nutrient richness of your breakfast.



Eye-Opening Breakfast Ideas

- For a “fiber-full” breakfast, top a bowl of whole grain or high-fiber cereal with blueberries, strawberries, sliced bananas or any favorite fruit.
- For a calcium boost, make oatmeal with fat-free milk instead of water. For extra fiber and nutrients, mix in some raisins, dried cranberries, cherries or blueberries, too.
- Customize fruit compote by mixing colorful favorites such as orange or grapefruit sections, kiwifruit slices, pineapple chunks and cantaloupe cubes. The more colors you mix, the more potassium, vitamin C and other nutrients you get.
- When you make pancakes, waffles and muffins, sneak in some whole grains by replacing one-half of the white flour with whole wheat flour. Grains give you fiber and important minerals such as iron, magnesium and selenium.
- Order your cappuccino or latte made with fat-free milk. You’ll get all the calcium and other essential nutrients in milk without the fat.
- Start your day with veggies—and all the nutrients they provide. Whip up a “Technicolor” omelet or scrambled eggs with chopped fresh spinach, tomatoes, peppers or any favorite vibrant-colored veggie.
- For a breakfast-style burrito—and a protein and fiber boost—fold eggs, beans, shredded lowfat cheese and vegetables into a whole wheat tortilla.
- Team your breakfast with a glass of 100% orange juice to up your intake of vitamin C, folate and potassium.
- For a veggie breakfast hash, sauté shredded carrots, zucchini, peppers, onions and uncooked hash browns in canola oil until tender. Mix in one egg and cook until egg is thickened and no visible liquid egg remains.

Are you looking for easy-to-make meals that taste great and are good for you? The selection below features delicious nutrient-rich meals you can mix and match to suit your taste buds and calorie budget.

BREAKFAST

200-300 Calorie Breakfasts

Trustworthy Traditional:

Top 1 cup unsweetened cereal with 1/2 cup berries or a 6-inch banana and 1/2 cup fat-free or lowfat milk.

The Eye-Opener: Wrap 1/2 cup shredded lowfat mozzarella cheese, 1/2 cup roasted green and red pepper slices and 2 teaspoons horseradish mustard inside 2 ounces deli-sliced lean roast beef. Enjoy with 1/2 cup orange juice.

300-400 Calorie Breakfasts

Good-to-Go Breakfast Sandwich:

Place 1 poached egg, 1 ounce Canadian bacon and 1 ounce fat-free or lowfat cheese between two toasted whole grain English muffin halves.

Power Pop-Up: Toast a 4-inch whole grain toaster waffle and top with 1 cup lowfat or fat-free yogurt and 1/2 cup mixed berries.

Bountiful Burrito: Roll up 1 scrambled egg, 1/2 cup shredded lowfat cheddar cheese, 2 ounces cooked 90-95% lean ground beef, 1/2 cup cooked diced potatoes and 2 tablespoons salsa in a 6-inch whole wheat tortilla.

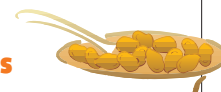
400-500 Calorie Breakfasts

Living Well Lift-Off:

Smooth 2 tablespoons peanut butter on a 3-inch toasted whole-grain bagel. Serve with 1/2 cup orange juice.

Rainbow Fruit Parfait:

Layer 1 cup fat-free or lowfat yogurt with 1/2 cup blueberries, 1/2 cup sliced strawberries and 1/2 cup sliced kiwifruit. Sprinkle with 1/2 cup lowfat granola.



LIVE WELL!

Enjoy Nutrient-Rich Foods.

Produced by the Naturally Nutrient Rich Coalition

Tip: To find your calorie needs based on your age, gender and activity level, go to MyPyramid.gov.

LIVE WELL! TIPS TO SLIP MORE NUTRIENTS INTO YOUR LUNCH

Eating the nutrient rich way means getting the most vitamins, minerals and other nutrients—but not too many calories—from the foods you choose. Below is an assortment of quick, easy and tasty tips to boost the nutrient richness of your lunch.

Lunchtime Soup and Sandwich Tips

- Prepare condensed tomato soup with fat-free milk instead of water to add calcium, protein and vitamin D.
- Soup up your veggie intake. Stir frozen chopped spinach or mixed vegetables into canned soups.
- Make sandwiches on fiber-rich bread such as whole wheat or whole rye. Add creamy avocado slices—they contain healthy oils, folate, potassium and vitamin E. Choose sandwich fillings such as lean roast beef, ham or turkey.
- Load up sandwiches and hamburgers with nutrient-rich romaine lettuce, tomato slices, cucumbers, onions or any other veggies that suit your taste buds.
- For more protein and calcium, add a slice of Mozzarella cheese to your sandwich.
- Top a lean roast beef sandwich with tomatoes and fresh spinach. The heme iron in the beef and the vitamin C in the tomatoes help you absorb the iron from the spinach.
- For an easy way to get protein, vitamins and minerals, try an old favorite—peanut butter and jelly on enriched bread.
- For a quick “nicoise salad,” toss canned tuna, tomato, olive and cooked potato slices with mixed greens. Add vinaigrette dressing just before serving.

Are you looking for easy-to-make meals that taste great and are good for you? The selection below features delicious nutrient-rich meals you can mix and match to suit your taste buds and calorie budget.

LUNCH

200-300 Calorie Lunches

Tuna on Toast: Mix 3 ounces water-packed tuna with 1-1/2 tablespoons light mayonnaise. Spread on 2 slices toasted whole wheat bread and top with romaine lettuce and 2 slices tomato. Serve with a small orange.

Pita and Peanut Butter Surprise:

Spread 1 tablespoon peanut butter inside a 4-inch whole wheat pita pocket and stuff with 1/2 cup sliced strawberries. Serve with 1 cup fat-free milk.

300-400 Calorie Lunches

Delicate Delight: Toss 1-1/2 cups baby spinach leaves with 1/2 chopped hard-cooked egg, 1/2 cup strawberries and 1 tablespoon slivered almonds. Sprinkle with 1 ounce crumbled feta cheese and 2 tablespoons lowfat raspberry vinaigrette dressing. Serve with a small dinner roll.

The Comfort Zone: Spread 2 slices whole wheat bread with 1-1/2 teaspoons butter. Make a sandwich with 2 ounces sliced lowfat cheese, such as smoked mozzarella, and grill. Serve with 1 cup tomato basil soup.

Dressed-Up Leftovers: Slice 3 ounces leftover grilled or roasted sirloin steak. Mix with 1 cup romaine lettuce, 1/2 cup cherry tomatoes and 2 tablespoons crumbled blue cheese. Drizzle with 2 tablespoons lowfat balsamic vinaigrette dressing.

400-500 Calorie Lunches

Decision-Free Favorite: Place 3 ounces lean ham and 2 ounces lowfat Swiss cheese on a whole grain bun. Top with 2 tablespoons stone-ground mustard and romaine lettuce. Accompany with a small sliced apple.

Bistro Bite: Layer 3 ounces sliced lean roast beef on a sourdough roll and top with spicy arugula leaves and 2 tablespoons mashed avocado. Serve with 1 ounce sweet potato chips (about 10 chips).

Tip: To find your calorie needs based on your age, gender and activity level, go to **MyPyramid.gov**.

LIVE WELL!

Enjoy Nutrient-Rich Foods.

LIVE WELL! TIPS TO SLIP MORE NUTRIENTS INTO YOUR DINNER

Eating the nutrient rich way means getting the most vitamins, minerals and other nutrients—but not too many calories—from the foods you choose. Below is an assortment of quick, easy and tasty tips to boost the nutrient richness of your dinner.

Nutrient-Rich Dinner Hints

- Use 90-95% lean ground beef in tacos, chili and spaghetti sauce. Protein-rich beef boosts your intake of vitamin B₁₂, zinc and iron.
- Toss a multi-hued salad of dark greens such as spinach or romaine lettuce, cherry tomatoes, orange or yellow peppers and purple onion. The more colors, the wider variety of nutrients you get. Top with chopped hard-cooked egg for high-quality protein, B vitamins, vitamin E and iron.
- Try whole wheat macaroni in macaroni and cheese—a tasty way to enjoy a whole grain food and calcium-rich dairy.
- Shred carrots or zucchini into meatloaf, casseroles, quick breads and muffins to add nutrients and fiber.
- Slip a whole grain into stuffed peppers or tomatoes by using bulgur, brown rice or whole wheat couscous in the filling.
- Pork is loaded with the B-vitamin thiamin. Savor a stir-fry made with lean pork strips, shredded cabbage and crunchy water chestnuts. Serve over enriched white rice for B vitamins and iron.
- Add extra chopped tomatoes, peppers, zucchini, mushrooms and onions to soup, chili, pasta sauce or lasagna.
- For a sizzling salad, grill steak with a variety of veggies such as Portobello mushrooms, zucchini, peppers, tomatoes and onions. Slice and place atop colorful salad greens.
- For a tangy taste, top a baked potato with plain lowfat yogurt and fresh herbs. You'll get potassium from the potato and the yogurt.
- Feature fruit for dessert—and get vitamin C and fiber, too—by serving a slice of angel food cake smothered with strawberries or blueberries.
- Oven roast sliced potatoes with chicken pieces, rosemary and garlic. For a vegetarian version, roast sliced potatoes, red, green and yellow peppers, onion and garlic tossed with olive oil and a dash of balsamic vinegar.

Are you looking for easy-to-make meals that taste great and are good for you? The selection below features delicious nutrient-rich meals you can mix and match to suit your taste buds and calorie budget.

DINNER

300-400 Calorie Dinners

Good-for-You Grill: Marinate 3 ounces salmon in orange juice. Grill with 1/2 cup baby red potatoes, 1/2 cup onions and 6 asparagus spears tossed with 1 teaspoon olive oil. Serve with a crusty whole grain roll.

Mex to the Max: Fill a 6-inch taco shell with 3 ounces cooked shredded chuck shoulder pot roast, 2 tablespoons chopped tomatoes, 1/4 cup shredded spinach leaves, 2 tablespoons shredded lowfat Cheddar cheese and 2 tablespoons avocado salsa. Enjoy with 1/2 cup fat-free refried beans on the side.

Palate-Pleasing Primavera: Sauté 2 teaspoons garlic in 1 tablespoon olive oil. Toss in 1/2 cup chopped tomatoes, 1/2 cup broccoli, 1/2 cup asparagus, 1/2 cup mushrooms and 2 tablespoons shredded carrots. Cook until the vegetables are tender. Mix with 1 cup cooked penne pasta and top with 2 tablespoons Parmesan cheese.


400-500 Calorie Dinners

The Well-Dressed Burger: Place a cooked 3-ounce 90-95% lean ground beef patty on a whole grain bun. Top with romaine lettuce, 2 slices tomato and 2 slices red onion. Serve with 1/2 cup three-bean salad.

Very Veggie Pizza: Spread a 3-ounce whole grain pizza crust with 1/2 cup marinara sauce. Layer with thin slices of the following: 1/2 cup roasted potatoes, 1/2 cup red onions and 1/2 cup green and red peppers. Top with 1/2 cup shredded lowfat mozzarella cheese. Bake according to crust package directions.

Family Favorite: Top 1 cup cooked whole wheat pasta with 3 ounces cooked ground skinless turkey breast or 90-95% lean ground beef mixed with 1/2 cup Italian-style tomato sauce. Serve with 1 cup spinach salad tossed with 1 tablespoon lowfat Italian dressing.

Tip: To find your calorie needs based on your age, gender and activity level, go to MyPyramid.gov.



LIVE WELL!

Enjoy Nutrient-Rich Foods.



LIVE WELL! EATING THE NUTRIENT RICH WAY

ON THE GO

It's easy to eat the nutrient rich way—even when you're in a time crunch. This means getting the most vitamins, minerals and other nutrients—but not too many calories—from the foods you choose. Try these ideas the next time hunger strikes when you're on the go.



Fast Snacks on the Home Front

- Whole grain cereal mixed into fruit-flavored lowfat yogurt.
- Lean roast beef, ham or turkey rolled up in a whole wheat tortilla plus a handful of cherry tomatoes.
- Baked tortilla chips and black bean dip.
- A scoop of lowfat or fat-free cottage cheese with sliced strawberries or cantaloupe cubes.
- Whole grain pita bread triangles and flavored hummus (chick pea dip) such as sun-dried tomatoes and basil, roasted red pepper, extra garlic—even jalapeno! Check your supermarket for even more fun flavors.
- A refreshing frozen 100% fruit juice bar. Try strawberry, raspberry, orange or pineapple.
- "Trail mix" made with bite-size shredded wheat squares, sunflower seeds and dried blueberries—or custom-create a mix with your own favorite ingredients.
- 100% orange juice in a single-serve container.
- Potatoes sliced into French fry shapes and baked at 450 degrees for 25 minutes (turn once). Serve with salsa.



Quick Picks from the Vending Machine or Convenience Store

- Calcium-rich fat-free or lowfat yogurt or yogurt drinks.
- Protein-packed beef jerky.
- Vegetable or tomato soup and whole grain crackers.
- Fresh vegetable salads with low-calorie dressing.
- Packages of baby carrots, broccoli florets or celery sticks.
- Mozzarella cheese sticks.
- Cereal bars or nutrition bars.
- Packets of nuts, sunflower seeds or trail mix.
- Bags of baked chips or lowfat popcorn.
- Fig bars and animal crackers.
- Fresh fruit, fruit salads or fruit cups.
- Fat-free or lowfat regular or flavored milks.
- 100% fruit or vegetable juices.



Make-it-through-the-Day Desk Drawer Stashes

- Instant oatmeal packets in flavors such as cinnamon, apple, banana and blueberry.
- Vegetable, bean, split pea or lentil soups in heat-and-serve cans or instant dry soup cups.
- Small packs or cans of water-packed tuna and small cans of veggies (don't forget the can opener!).
- A jar of peanut butter, almond butter or cashew butter and crackers.
- Light microwave popcorn. Bonus: popcorn is a whole grain food.
- Raisins, dried apricots and single-serve shelf-stable containers of peaches or pears packed in water or juice.
- Single-serve containers of 100% fruit juice such as orange juice.



Enjoy Nutrient-Rich Foods.

LIVE WELL! EATING AWAY FROM HOME

THE NUTRIENT RICH WAY

Many people purchase and eat at least one meal away from home each day. Whether you're at the drive-through window, the office cafeteria or a fine dining restaurant, you can eat the nutrient rich way. This means getting the most vitamins, minerals and other nutrients—but not too many calories—from the foods you choose. It's easy to do when you make choices like these.

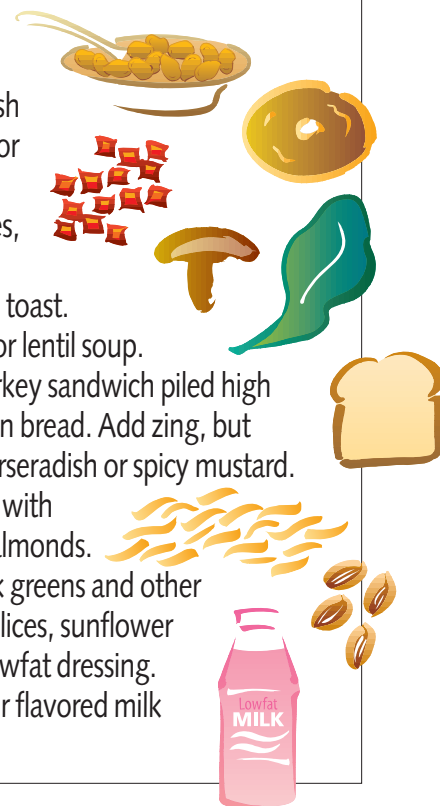
At the Fast Food Place...

- Small burgers or grilled chicken sandwiches topped with lettuce, tomato and onion (hold the mayo or special sauce).
- Roasted veggie wraps.
- Entrée salads with grilled chicken and low-calorie dressing.
- Bean burritos or grilled steak tacos with lots of lettuce and tomato.
- Thin-crust pizzas made with tomatoes, spinach, mushrooms and onions.
- Baked potatoes topped with broccoli or chili and a sprinkling of shredded cheese.
- Yogurt parfaits made with strawberries and blueberries.
- Bags of sliced apples or cups of fresh fruit such as Mandarin oranges.
- Fat-free or lowfat regular or flavored milk or 100% orange juice.



In the Office Cafeteria...

- Oatmeal, shredded wheat or raisin bran cereal.
- Whole grain bagel or English muffin with peanut butter or a slice of lowfat cheese.
- Omelet filled with tomatoes, mushrooms and spinach (or any veggie) paired with toast.
- Vegetable, bean, split pea or lentil soup.
- Lean roast beef, ham or turkey sandwich piled high with veggies on whole grain bread. Add zing, but almost no calories, with horseradish or spicy mustard.
- Steamed veggies sprinkled with shredded cheese or sliced almonds.
- A salad bar creation of dark greens and other colorful veggies, avocado slices, sunflower seeds and fruit. Top with lowfat dressing.
- Fat-free or lowfat regular or flavored milk or 100% orange juice.



When Dining Out...

- Minestrone soup, gazpacho or crudités (raw veggies).
- Salads made with deep greens such as spinach, arugula and romaine lettuce.
- Lean entrees such as beef sirloin, pork tenderloin, skinless turkey breast, fish or seafood. Ask for sauces on the side.
- Baked potatoes topped with salsa or grilled veggies.
- Kabobs made with chunks of lean beef, lean pork or skinless chicken breast and zucchini, tomato, peppers and onions.
- Stir fries loaded with broccoli, carrots, cabbage and peppers plus lean beef, lean pork, skinless chicken breast or tofu.
- Pasta dishes made with tomato-based sauces.
- Dishes made with brown rice, wild rice or whole wheat pasta.
- Enriched and whole grain breads, rolls and crackers.
- Sweet endings such as fruit cups, berries, melon slices, fruit sorbet or biscotti.
- Fat-free or lowfat regular or flavored milk or 100% fruit or vegetable juice.



LIVE WELL!

Enjoy Nutrient-Rich Foods.

LIVE WELL!


FITTING IN “FUN” FOODS

Eating the nutrient rich way doesn't mean that “fun” foods such as favorite snacks, desserts—or even indulgent meals—are off-limits. Here's why:

Everyone has a daily calorie budget based on their age, gender and physical activity level. In a healthy eating plan, most of that calorie budget is spent first on nutrient-rich foods, which give you the most vitamins, minerals and other nutrients for the fewest calories.

Depending on how you spend your calorie budget, you might have a small number of calories left to spend on “fun” foods. These foods may contain calories from extra fats and sugars, but few or no nutrients such as vitamins, minerals, protein or fiber.

Make foods that are high in calories but low in nutrients a smaller part of your eating plan.



USDA's MyPyramid calls the calories from extra fats and sugars “discretionary calories” because you can choose foods that contain them “at your discretion” as long as you meet your nutrient needs and stay within your daily calorie budget.

Following the tips below can help you eat the nutrient rich way *and* fit in fun favorites, too.

Get your quota of nutrient-rich foods first.

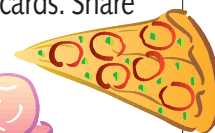
Nutrient-rich foods give you the most nutrients with the fewest calories from extra fats and sugars. Build your daily eating plan on a variety of nutrient-rich foods first:

- Brightly colored fruits and 100% fruit juices
- Vibrant-colored vegetables
- Whole, fortified and fiber-rich grain foods
- Fat-free and lowfat milk, cheese and yogurt
- Lean meats, poultry, fish, eggs, beans and nuts



Be wise about portion size. Trimming portion sizes of foods with extra fats and sugars helps you enjoy them without overdoing it.

- When dining out, savor a serving of fried chicken or prime rib that's about the size of a deck of cards. Share the rest or take it home for another meal.
- Eat one less slice of pizza than usual.
- Enjoy a single scoop of ice cream instead of a double.
- Slice a skinnier piece of cake or pie.
- Use one pat of butter or margarine instead of two.



Use simple swaps to save calories. Saving some calories from extra fats and sugars lets you spend them on favorite foods elsewhere in your eating plan.

- Top salads with low-calorie salad dressing instead of regular salad dressing.
- Try light versions of cream cheese and sour cream or swap for plain fat-free or lowfat yogurt.
- Exchange a sweetened soft drink for a no-calorie version.
- Use a sugar substitute on cereal and in coffee.



Be physically active each day. The more you move, the bigger your calorie budget and the more likely you are to maintain a healthy weight. For good health and to burn calories, total at least 30 minutes of moderate or vigorous physical activity each day. More is even better!

- Walk, bike or skate everywhere you can—to work, to the store, to a friend's house—or around the block.
- Volunteer for household jobs like vacuuming, washing windows, gardening, raking leaves or shoveling snow.
- Take an aerobics, spinning, weight-lifting or Pilates class.
- Join the office softball or bowling team or go out dancing.
- Schedule family “activity time.” Walk after dinner, enjoy the neighborhood playground or play a game in your own backyard.





To calculate your daily calorie needs, learn your allotment of calories from extra fats and sugars and find your personal pyramid, go to **MyPyramid.gov**.



Enjoy Nutrient-Rich Foods.

SHOP THE PERIMETER OF THE STORE
TO ENJOY NATURALLY NUTRIENT-RICH FOODS



LIVE WELL!

NUTRIENT RICH SHOPPING LIST



Orange Aisle (Grains)

- ☐ Bagels
- ☐ Brown rice
- ☐ Bulgur/Cracked wheat
- ☐ Corn flakes
- ☐ Couscous
- ☐ Enriched white bread
- ☐ Flour tortillas
- ☐ Oatmeal
- ☐ Pasta noodles
- ☐ Popcorn
- ☐ Pretzels
- ☐ Wheat cereal
- ☐ White rice
- ☐ Whole grain barley
- ☐ Whole wheat bread
- ☐ Whole wheat crackers
- ☐ Whole wheat cereal
- ☐ Whole wheat sandwich buns and rolls



Green Aisle (Vegetables)

- ☐ Arugula
- ☐ Broccoli
- ☐ Brussels sprouts
- ☐ Carrots
- ☐ Green beans
- ☐ Green cabbage
- ☐ Green onion
- ☐ Green, orange, red and yellow bell peppers
- ☐ Mushrooms
- ☐ Peas
- ☐ Potatoes
- ☐ Radishes
- ☐ Red cabbage
- ☐ Red onions
- ☐ Red potatoes
- ☐ Romaine lettuce
- ☐ Spinach
- ☐ Summer squash
- ☐ Sweet corn
- ☐ Sweet potatoes
- ☐ Tomatoes
- ☐ Zucchini



Red Aisle (Fruits)

- ☐ Avocados
- ☐ Apricots
- ☐ Bananas
- ☐ Blueberries
- ☐ Cantaloupe
- ☐ Cherries
- ☐ Cranberries
- ☐ Dried plums
- ☐ Figs
- ☐ Grapes
- ☐ Grapefruit
- ☐ Kiwifruit
- ☐ Mangos
- ☐ Orange juice
- ☐ Peaches
- ☐ Pineapples
- ☐ Plums
- ☐ Raisins
- ☐ Raspberries
- ☐ Strawberries
- ☐ Watermelon



Blue Aisle (Milk)

Fat-free or lowfat cheese


- ☐ American
- ☐ Cheddar
- ☐ Cottage Cheese
- ☐ Mozzarella
- ☐ Parmesan
- ☐ Ricotta
- ☐ Swiss
- ☐ Fat-free or lowfat milk
- ☐ Fat-free or lowfat yogurt
- ☐ Lactose free milks
- ☐ Lactose reduced milks



Purple Aisle (Meat & Beans)

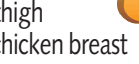
Beans and Seeds

- ☐ Almonds
- ☐ Black beans
- ☐ Chickpeas (garbanzo beans)
- ☐ Kidney beans
- ☐ Lentils
- ☐ Peanut butter
- ☐ Peanuts
- ☐ Pinto beans
- ☐ Pumpkin seeds
- ☐ Soy beans
- ☐ Sunflower seeds
- ☐ Tofu
- ☐ Walnuts



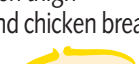
Beef

- ☐ 90-95% lean ground beef
- ☐ Bottom round roast or steak
- ☐ Brisket, flat half
- ☐ Eye round roast or steak
- ☐ T-Bone steak
- ☐ Top sirloin steak



Chicken

- ☐ Skinless chicken breast
- ☐ Skinless chicken thigh
- ☐ Skinless ground chicken breast

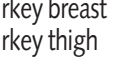
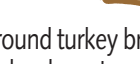


Eggs



Fish and Shellfish

- ☐ Cod
- ☐ Flounder
- ☐ Halibut
- ☐ Mussels
- ☐ Oysters
- ☐ Salmon
- ☐ Light tuna, canned in water



Pork

- ☐ Tenderloin
- ☐ Boneless loin roast
- ☐ Boneless loin chops




Turkey

- ☐ Skinless ground turkey breast
- ☐ Skinless turkey breast
- ☐ Skinless turkey thigh

☐
☐
☐
☐
☐

Yellow Aisle (Oils)

- ☐ Canola oil
- ☐ Corn oil
- ☐ Olive oil
- ☐ Safflower oil
- ☐ Soybean oil
- ☐ Sunflower oil



LIVE WELL!

Enjoy Nutrient-Rich Foods.

LIVE WELL! THE NUTRITION FACTS LABEL...

YOUR GUIDE TO NUTRIENT-RICH FOODS

The Nutrition Facts label is your guide to making the most nutrient-rich food choices while staying within your daily calorie budget. You'll find it on most packaged foods in the supermarket and frequently on Nutri-Facts posters and in Nutri-Facts brochures for fresh foods such as produce, fish and meat.

Here's what the Nutrition Facts label shows you:

Serving Size

The serving size for this food is one package. All the nutrition numbers listed are based on this amount. Compare the serving size to the amount you eat and adjust the numbers as needed. For example, if you ate only half the package of this food, you'd divide the numbers shown by two (e.g., 130 calories).

Servings Per Container

Note carefully! This package contains one serving, but sometimes even small packages contain more than one serving.

Nutrition Numbers

The label lists the number of Calories and the number of Calories from Fat in one serving. Also listed are the grams of Total Fat, Saturated Fat, *Trans* Fat, Total Carbohydrate, Dietary Fiber, Sugars, Protein and milligrams of Cholesterol and Sodium. Sometimes labels list extra information. For example, this label lists the grams of Monounsaturated Fat and Polyunsaturated Fat and milligrams of Potassium.

Percent Daily Values

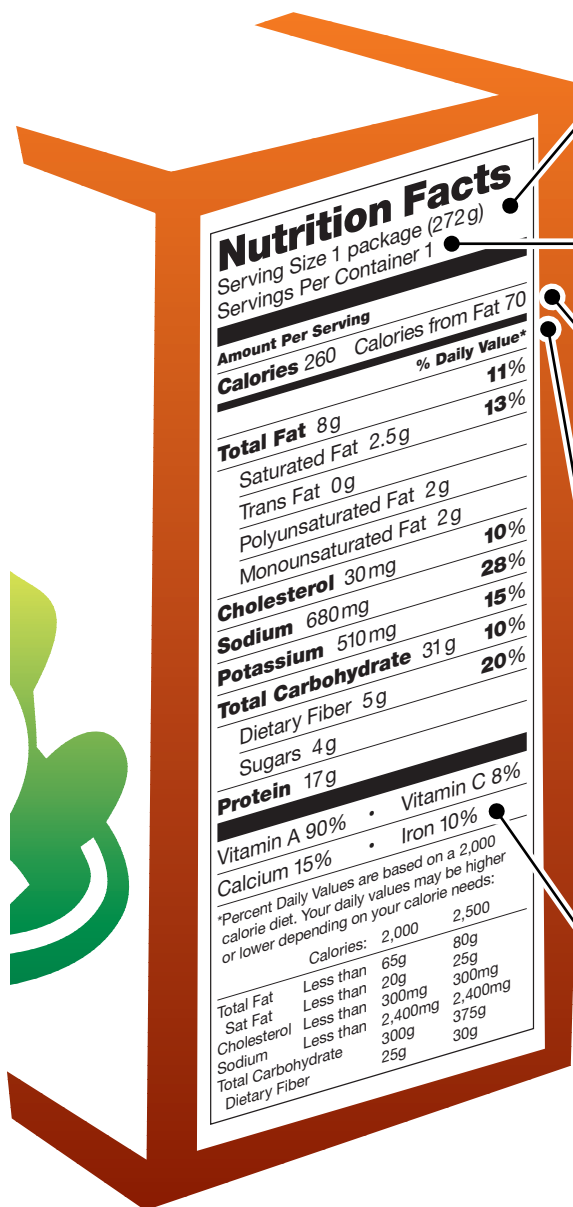
These percentages show how much of each nutrient one serving provides in a 2,000-calorie diet. For this label, one serving of food provides 11% of the Total Fat and 15% of the Calcium recommended for the day.

Hit Your Targets...Not Too High

For nutrients we sometimes get too much of (Fat, Saturated Fat, Cholesterol and Sodium), your daily goal is to total 100% or less of the Daily Value. There is no Daily Value for *Trans* Fat, but experts recommend keeping intake as low as possible.

Hit Your Targets...Not Too Low

For nutrients such as Potassium, Dietary Fiber, Calcium, Iron, Vitamin A and Vitamin C, your daily goal is to reach 100% of the Daily Value. Look for foods that are good sources (10-19% of the Daily Value) or excellent sources (20% or more of the Daily Value) of nutrients like these. This label shows that one serving of the food is an excellent source of Dietary Fiber and Vitamin A and a good source of Potassium, Calcium and Iron.



Did You Know?

Some important vitamins and minerals are not required to appear on the Nutrition Facts Label (although the manufacturer sometimes chooses to list them). For example, a serving of beef stew is an excellent source of vitamin B₁₂ and zinc, but the amounts and % Daily Value may not be on the label. To learn about the nutrients in each of MyPyramid's food groups, go to **MyPyramid.gov**.



Enjoy Nutrient-Rich Foods.